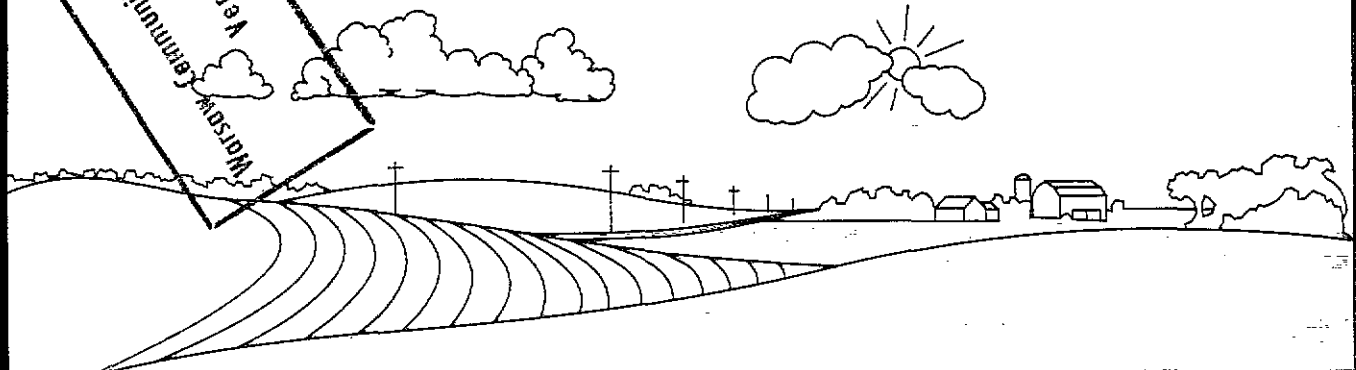


**ENVIRONMENTAL IMPACT
IN
KOSCIUSKO COUNTY**

WISDOM Community Public Library
Vertical File



**Prepared For
Kosciusko Leadership Academy**

**By
Michele R. Grinstead
and
James P. Barber**

May 1989

No
Records

89-6-29

ENVIRONMENTAL IMPACT IN KOSCIUSKO COUNTY

TABLE OF CONTENTS

Introduction..... Page 1

Procedures..... Page 2

Survey Results..... Page 6

Conclusions..... Page 10

Appendices..... Page 12

 Appendix A - Survey and Letter

 Appendix B - Tabulation of Survey

INTRODUCTION

Considering the vast array of environmental laws and regulations which impact American corporations and citizens, it has become increasingly difficult to understand and implement the complex measures required to meet the requirements of environmental regulations. For this reason, we have elected to prepare an educational video which may be utilized to provide employees of Kosciusko County businesses with a brief overview of these regulations and the impact they have had on Kosciusko County.

PROCEDURES

To identify those areas of environmental law in which an educational video might prove beneficial, a survey was prepared. Distribution of the survey was to a random sampling of businesses in Kosciusko County. The list of businesses for the survey was obtained from the Chamber of Commerce office in Warsaw.

A 47% sampling of all Kosciusko County businesses was mailed. All major manufacturing and agricultural firms were included in this sampling. The remainder of the surveys were distributed randomly from the list provided by the Chamber.

It was made clear in the survey that it was not necessary to identify the company name when responding. The intent of the survey was solely to analyze areas in which a greater awareness of the environmental regulations which impact a business might be of use to the business.

The survey consisted of eleven items:

Nature of Business. The businesses were segmented by Standard Industry Codes (SIC) for eight general categories. These were agriculture, contract construction, wholesale/retail trade, manufacturing, professional services, finance/insurance/real estate, transportation/communication/public utility, and

government office.

Number of Employees.

Number of Years in Service.

Question 1. Do you presently employ an outside environmental specialist or consultant in order to better understand the environmental laws and regulations?

Question 2. Have you hired additional employees in order to address increasing environmental concerns?

Question 3. Has an existing employee been given the additional task of addressing increasing environmental concerns?

Question 4. Do you believe any of the situations described in questions 1 - 3 will be necessary in the near future?

The purpose of the first four questions was to assess the impact to the business with regard to additional employment needs to address the environmental concerns.

Question 5. If you responded "Yes" to any of the questions 1 - 4, what do you estimate your additional expenses to be?

Five dollar categories ranging from \$0 to over \$75,000 were

listed with this question. This was intended to assess the expense to the business of addressing environmental concerns.

Question 6. Approximately what percentage of your additional expenses was/will be dedicated to employee training/awareness?

Four percentage categories were provided. The purpose of this question was to assess the cost impact to the business of providing employee training/awareness programs.

Questions 7. To what degree is your business familiar with the requirements of the following environmental regulations?

- A. Clean Air Act
- B. Clean Water Act
- C. OSHA Hazard Communication Act
- D. Community Right-to-Know
- E. Underground Storage Tanks
- F. Resource Conservation and Recovery Act (RCRA)

The respondent was asked to check one of four categories: Not at All, Vaguely, Somewhat, or Fully. This question was asked to determine the general degree of familiarity with these six major environmental regulations.

Question 8. Would your company benefit from a training/awareness video on environmental regulations?

The final question was to solicit the business's perceived need for a video to be used for employee training/awareness on the environmental regulations.

SURVEY RESULTS

Responses were received from 119 businesses in Kosciusko County. This represents a respectable 21.8% response from the 547 surveys which were mailed. From a statistical perspective, the number of surveys returned assures a confidence level of 97% for the population, with an error factor of 10%.

The following pages present a breakdown of the responses to each question. In addition to the overall response, there is a breakdown for three of the major business segments for the county: agriculture, manufacturing and wholesale/retail trade.

The format on the pages which follow will list the number of responses received and the percentage which that number represents.

SURVEY RESULTS

Breakdown by nature of business:

Business	-- Response (Number/Percentage) -- All
Agriculture.....	12/10%
Contract Construction...	13/11%
Wholesale/Retail Trade..	24/20%
Manufacturing.....	34/29%
Professional Services...	21/18%
Finance/Ins/Real Estate.	6/ 5%
Trans/Comm/Pub Utility..	3/ 2%
Government Office.....	1/ 1%
Unknown.....	5/ 4%

Breakdown by size of business based upon number of employees:

Number of Employees	-- Response (Number/Percentage) --			
	All	Agri.	Mfg.	Whs/Rtl
Less than 10.....	57/48%	8/67%	6/18%	11/46%
10 - 49.....	35/29%	1/ 8%	10/29%	13/54%
50 - 99.....	7/ 6%	0/ 0%	5/15%	0/ 0%
100 - 499.....	14/12%	2/17%	10/29%	0/ 0%
500 and over.....	6/ 5%	1/ 8%	3/ 9%	0/ 0%

SURVEY RESULTS

Response to survey questions:

Question	-- Response (Number/Percentage) --			
	All	Agri.	Mfg.	Whs/Rtl
1. Employee an outside specialist?				
Yes.....	19/16%	2/17%	14/41%	0/ 0%
No.....	100/84%	10/83%	20/59%	24/100%
2. Hired additional employees?				
Yes.....	7/ 6%	1/ 8%	4/12%	0/ 0%
No.....	112/94%	11/92%	30/88%	24/100%
3. Additional tasks to existing employee?				
Yes.....	60/50%	5/42%	26/76%	9/38%
No.....	59/50%	7/58%	8/24%	15/62%
4. Any of the above in the near future?				
Yes.....	57/48%	7/58%	16/47%	16/67%
No.....	61/51%	5/42%	18/53%	8/33%
5. Estimate of additional expenses?				
\$ 0 - 5,000.....	42/55%	3/38%	12/43%	12/67%
\$ 5,000 - 15,000.....	11/14%	0/ 0%	4/14%	3/17%
\$15,000 - 30,000.....	15/20%	4/50%	5/18%	3/17%
\$30,000 - 75,000.....	5/ 7%	0/ 0%	4/14%	0/ 0%
Over \$75,000.....	4/ 5%	1/12%	3/11%	0/ 0%
6. Percent on training?				
0 - 10%.....	44/59%	5/63%	11/41%	10/59%
10 - 25%.....	18/24%	2/25%	9/33%	4/24%
25 - 50%.....	9/12%	1/12%	4/15%	2/12%
Over 50%.....	3/ 4%	0/ 0%	3/11%	1/ 6%

SURVEY RESULTS

Question	-- Response (Number/Percentage) --			
	All	Agri.	Mfg.	Whs/RtI
7. Familiarity with regs?				
Clean Air				
Not at All.....	22/19%	1/ 8%	2/ 6%	4/17%
Vaguely.....	34/29%	4/33%	8/24%	6/25%
Somewhat.....	49/41%	6/50%	16/47%	13/54%
Fully.....	14/12%	1/ 8%	8/24%	1/ 4%
Clean Water				
Not at All.....	15/13%	0/ 0%	1/ 3%	4/17%
Vaguely.....	29/24%	1/ 8%	8/24%	6/25%
Somewhat.....	53/45%	8/67%	16/47%	12/50%
Fully.....	22/19%	3/25%	9/26%	2/ 8%
OSHA Hazard Comm.				
Not at All.....	10/ 8%	0/ 0%	1/ 3%	3/13%
Vaguely.....	18/15%	2/17%	1/ 3%	6/25%
Somewhat.....	51/43%	6/50%	11/32%	13/54%
Fully.....	40/34%	4/33%	21/62%	2/ 8%
Community Right-to-Know				
Not at All.....	24/20%	2/17%	1/ 3%	8/33%
Vaguely.....	30/25%	4/33%	4/12%	6/25%
Somewhat.....	34/29%	2/17%	12/35%	7/29%
Fully.....	31/26%	4/33%	17/50%	3/13%
Underground Storage				
Not at All.....	26/22%	0/0 %	5/15%	5/21%
Vaguely.....	25/21%	3/25%	7/20%	5/21%
Somewhat.....	30/25%	5/42%	5/15%	6/25%
Fully.....	38/32%	4/33%	17/50%	8/33%
RCRA				
Not at All.....	55/46%	4/33%	11/32%	15/62%
Vaguely.....	27/23%	1/ 8%	8/24%	4/17%
Somewhat.....	21/18%	4/33%	8/24%	4/17%
Fully.....	16/13%	3/25%	7/20%	1/ 4%
8. Benefit from a video?				
Yes.....	86/72%	9/75%	28/82%	21/87%
No.....	32/27%	3/25%	5/15%	3/13%

CONCLUSIONS

1. 66% of the respondents answered Yes to at least one of the questions 1 - 4. 48% indicated that they felt there would be a future need for the type of employment discussed in questions 1 - 3. These responses indicate both a strong awareness and a strong commitment on the part of Kosciusko businesses to address environmental concerns.

2. Additional expenses under \$15,000 were being incurred by 69% of the responding firms. 32% were spending in excess of \$15,000. The spread to higher expenditures grows considerably for the manufacturing businesses.

Again, this indicates a commitment on the part of Kosciusko County businesses. Additionally, the percentage of these dollars being spent on training/awareness for employees shows a real focus to this area.

3. Through question 7, it can be seen that the OSHA Hazard Communication Act was the most familiar regulation (77% responded Somewhat or Fully familiar). On the other end of the spectrum, only 31% of the respondents indicated that same familiarity with RCRA. In the other regulations surveyed, there was no overwhelming show of familiarity, yet not a total lack of familiarity. This response denotes an overall continued need for training/awareness of the environmental regulations.


4. The overwhelming majority, 72%, indicated that a training/awareness video would be a benefit to their business. This percent is even greater for the key business categories which were given a breakdown with the survey results.

APPENDICES

APPENDIX A
SURVEY AND LETTER

Included here is the survey which was mailed and the cover letter which accompanied it.

Kosciusko Leadership Academy



Dear _____:


We are writing this letter on behalf of the Kosciusko Leadership Academy (KLA). The Academy was formed in 1982 for the purpose of cultivating the skills of the future leaders in our county. All selected Academy participants are required to complete a project which would prove beneficial to the residents and businesses of Kosciusko County.


Considering the vast array of environmental laws and regulations which impact American corporations and citizens, it has become increasingly difficult to understand and implement the complex measures required to meet the requirements of environmental regulations. For this reason, we have elected to prepare an educational video which may be utilized to provide your employees with a brief overview of these regulations and the impact they have had on Kosciusko County.

Enclosed please find a survey designed to identify those areas of environmental law in which such an educational video might prove beneficial. It is not necessary to identify the name of your company in responding to this survey as the information you provide will be used solely to analyze areas in which there is a need for greater awareness of the environmental regulations and which impact your organization.

Please return your survey in the enclosed self-addressed stamped envelope. Thank you for your support of the Kosciusko Leadership Academy. A copy of the video will be available to your organization in June of 1989.

Sincerely,


James P. Barber
KLA Class of 1989


Michele R. Grinstead
KLA Class of 1989

ENVIRONMENTAL AWARENESS PROFILE

Nature of Business:

- | | | |
|---|--|--|
| <input type="checkbox"/> Agriculture | <input type="checkbox"/> Manufacturing | <input type="checkbox"/> Transportation/Communication/ |
| <input type="checkbox"/> Contract Construction | <input type="checkbox"/> Professional Services | Public Utility |
| <input type="checkbox"/> Wholesale/Retail Trade | <input type="checkbox"/> Finance/Insurance/Real Estate | <input type="checkbox"/> Government Offices |

Number of Employees: _____

Number of years in business: _____

1. Do you presently employ an outside environmental specialist or consultant in order to better understand the environmental laws and regulations?

Yes No

2. Have you hired additional employees in order to address increasing environmental concerns?

Yes No

3. Has an existing employee been given the additional task of addressing increasing environmental concerns?

Yes No

4. Do you believe any of the situations described in questions 1 - 3 will be necessary in the near future?

Yes No

5. If you responded "Yes" to any of the questions 1 - 4, what do you estimate your additional expenses to be?

- \$ 0 - \$ 5,000
- \$ 5,000 - \$15,000
- \$15,000 - \$30,000
- \$30,000 - \$75,000
- Over \$75,000

6. Approximately what percentage of your additional expenses was/will be dedicated to employee training/awareness programs?

- 0 - 10%
- 10 - 25%
- 25 - 50%
- Over 50%

7. To what degree is your business familiar with the requirements of the following environmental regulations?

	Not at All	Vaguely	Somewhat	Fully
A. Clean Air Act	---	---	---	---
B. Clean Water Act	---	---	---	---
C. OSHA Hazard Communication	---	---	---	---
D. Community Right-to-Know	---	---	---	---
E. Underground Storage Tanks	---	---	---	---
F. Resource Conservation and Recovery Act (RCRA)	---	---	---	---

8. Would your company benefit from a training/awareness video on environmental regulations?

Yes No

APPENDIX B

TABULATION OF SURVEY

The following pages contain a tabulation of the returned surveys. The following key can be used to review this tabulation:

Bus.: Type of business, where

ag = Agriculture
co = Contract Construction
fi = Finance/Insurance/Real Estate
go = Government Offices
ma = Manufacturing
pr = Professional Services
tr = Transportation/Communication/Public Utility
un = Unknown
wh = Wholesale/Retail

This tabulation is sorted by this field.

Emp.: Number of employees

Questions 1, 2, 3, 4, and 8: These Yes/No questions are appropriately noted with a "y" or "n".

Question 5: The numbers 1 - 5 were used to indicate the response, where

1 = \$ 0 - \$ 5,000
2 = \$ 5,000 - \$15,000
3 = \$15,000 - \$30,000
4 = \$30,000 - \$75,000
5 = Over \$75,000

Question 6: The numbers 1 - 4 were used to indicate the response, where

1 = 0 - 10%
2 = 10 - 25%
3 = 25 - 50%
4 = Over 50%

Question 7: The numbers 1 - 4 were used to indicate the response to each sub-item, where

1 = Not at All
2 = Vaguely
3 = Somewhat
4 = Fully

Tabulation of Environmental Awareness Profile

Bus.	Emp.	Yrs.	1.	2.	3.	4.	5.	6.	7A.	7B.	7C.	7D.	7E.	7F.	8.
ag	13	38	n	n	y	y	3	1	2	3	3	2	3	1	y
	200	64	y	n	y	y	3	1	2	3	3	3	3	1	y
	580	37	n	n	y	n	3	1	3	3	4	4	4	4	y
	6	19	n	n	n	n			3	3	3	2	2	3	n
	7	16	n	n	n	y	1	1	2	3	3	1	3	3	n
	7	5	n	n	n	y	1	1	3	4	2	2	3	1	y
	450	30	y	y	y	y	5	2	3	4	4	4	4	4	y
	6	5	n	n	n	n			3	3	3	3	3	3	n
	5	18	n	n	n	n			4	4	4	4	4	4	y
	7	30	n	n	n	y	3	3	3	3	4	4	4	3	y
	2	50	n	n	y	y	1	2	2	3	2	2	2	1	y
	5	20	n	n	n	n			1	2	3	1	2	2	y
co	2	16	n	n	n	n			1	1	1	1	1	1	n
	22	36	n	n	n	n			4	2	4	1	4	4	n
	0	15	n	n	n	y	1	1	1	2	1	1	2	1	y
	4	3	n	n	n	n			2	2	3	1	2	1	y
	4	28	n	n	n	n			3	3	3	3	3	2	y
	4	10	n	n	n	n			1	2	3	2	2	1	n
	55	46	n	n	y	y	3	1	3	3	3	3	3	3	y
	7	14	n	n	y	y	2	3	4	4	4	4	3	4	y
	5	24	n	n	n	n			2	2	2	2	2	2	y
	7	13	n	n	n	n			1	1	4	1	1	1	n
	6	5	n	n	n	y	1	1	3	3	2	2	3	3	y
	15	25	n	n	y	y	1	4	1	2	2	3	3	3	y
	8	12	n	n	y	y	2	3	3	3	4	4	1	1	y
fi	12	5	n	n	n	n			2	2	2	2	2	2	y
	18	54	n	n	n	n			2	2	2	2	2	2	n
	5	18	n	n	y	y	2	1	2	3	3	2	3	3	y
	3	17	n	n	n	n			1	1	2	1	1	1	n
	5	2	n	n	n	n			1	1	1	2	1	1	n
	4	34	n	n	y	n	1	1	1	2	3	2	4	1	y
go	747	100	n	n	y	n	1	2	2	2	3	3	4	2	y
ma	125	25	y	n	y	y	4	2	3	3	3	3	1	1	y
	15	40	n	n	n	n			3	3	3	3	2	1	y
	1,400	30	y	n	y	y	5	2	4	4	4	4	4	4	y
	115	20	y	n	n	n	1	1	1	1	3	3	1	1	y
		15	n	n	n	y	1	1	2	2	3	2	2	2	y
	95	48	n	n	y	y	3	1	3	3	4	4	4	4	y
	60	15	y	y	y	y	3	2	3	3	4	4	2	4	y
	700	78	n	y	y	y	5	2	4	3	4	4	4	3	y
	1	46	n	n	n	n			3	3	4	4	4	2	n
	140	40	y	y	n	n	3	2	4	4	4	3	4	4	y
	31	45	n	n	y	y	1	1	2	3	4	4	4	2	y
	25	15	n	n	y	n	1	4	4	4	4	4	4	4	
	233	47	n	n	y	y	1	1	3	3	4	3	4	1	y
		9	n	n	n	n			3	3	3	2	1	1	y
	550		n	n	y	n	1	2	3	3	3	3	3	3	y
	7	12	n	n	n	n			2	2	3	4	3	1	y
	20	3	n	n	y	n			1	2	1	1	3	1	y
	25	25	n	n	y	n	1		3	3	4	4	4	1	n
	480	11	y	y	y	n	5	3	3	3	4	3	2	2	y
	401	9	y	n	y	y	2	4	2	2	4	4	4	3	y
	42	22	n	n	y	n	1	1	4	4	4	4	4	4	n
	80	30	n	n	y	n	1	3	2	2	4	3	1	1	y
	100	20	y	n	y	n	4	1	4	4	4	4	2	2	y
	2	36	n	n	n	n			2	2	2	2	2	2	y
	55	12	y	n	y	y	3	3	3	3	4	4	3	3	y

Tabulation of Environmental Awareness Profile

Bus.	Emp.	Yrs.	1.	2.	3.	4.	5.	6.	7A.	7B.	7C.	7D.	7E.	7F.	8.
	10	34	n	n	y	y	2	1	3	3	4	4	4	4	y
	175	75	y	n	y		3	3	3	4	4	4	4	3	n
	25	5	y	n	y	y	2	1	3	3	3	2	2	1	y
	70	65	y	n	y	y	2	2	2	2	4	4	4	4	y
			y	n	y	y	4	2	4	4	3	3	4	3	y
	150	20	n	n	y	y	1	1	4	4	4	3	4	2	y
	37	35	y	n	y	n	1	1	3	4	3	4	4	3	y
	110	11	n	n	y	y	4	2	2	3	4	3	1	3	y
	40	81	n	n	y	n	1	4	3	2	3	3	3	1	n
pr	0	4	n	n	n	n			3	4	3	1	1	1	n
	18	12	n	n	n	n			1	1	1	2	1	1	n
	5	20	n	n	n	n			1	1	3	2	1	1	n
		25	y	n	y	y	1	1	3	4	4	2	4	2	n
	5	10	n	n	y	y	1	1	2	2	4	1	3	1	y
	8	32	n	n	y	n	1	1	1	1	3	3	1	1	y
	3	15	n	n	y	n		2	3	3	3	2	3	2	y
	2	25	n	n	y	n	1	1	1	1	4	1	1	1	n
	0	22	n	n	n	n			3	3	3	3	4	2	n
	8	9	n	n	n	n			2	3	2	1	3	2	n
	250	13	n	n	y	y	4	2	4	4	4	4	4	4	y
	90	32	n	n	y	n	3	1	2	2	4	2	1	1	y
	9	9	n	n	n	n			1	1	3	3	3	1	n
	11	11	y	y	y	y			2	4	3	2	3	4	n
			n	y	y	y	1	1	3	3	4	2	2	2	y
	130	28	n	n	n	n			2	2	3	3	2	1	y
	7	44	n	n	n	n			1	1	3	1	1	1	n
	4	7	n	n	y	y	1	1	2	2	4	3	2	2	n
	1	12	n	n	n	n			2	4	3	3	3	3	n
	15	14	n	n	n	y	1	1	3	3	4	4	2	2	y
	0	40	n	n	n	n			2	4	1	4	4	1	n
tr	26	50	n	n	y	n	1	1	3	3	3	4	4	2	y
	20	9	n	n	n	n			1	3	1	1	3	1	y
un	1,076	58	y	n	y	y	2	1	4	4	4	4	4	4	y
	12	50	n	n	n	n			3	3	3	3	3	2	y
	2	13	n	n	n	n			2	3	3	1	1	1	n
	20	1	n	n	n	y	1	1	2	3	3	3	1	1	y
			n	n	y	y	1	1	3	3	2	3	1	1	y
wh	4	35	n	n	n	y	3	1	3	3	2	2	1	1	y
	4	5	n	n	n	n			2	2	1	1	2	1	n
	9	9	n	n	n	y	2	1	1	1	3	1	1	1	y
	3	7	n	n	n	n			3	3	3	3	3	1	y
	20	10	n	n	y	y	1	2	3	3	4	3	4	1	n
	10	40	n	n	n	y	1	3	2	3	2	1	4	1	y
	6	18	n	n	y	y	1	1	2	2	3	2	3	2	y
	5	11	n	n	n	y	2	1	1	2	2	2	2	2	y
	10	43	n	n	n	n			3	3	3	2	3	1	y
	5	2	n	n	n	n			1	1	3	1	1	1	y
	10	4	n	n	n	n			1	1	1	1	1	1	y
	30	20	n	n	y	y	3	2	3	3	3	4	4	3	y
	15	30	n	n	y	y	1	1	3	4	3	3	2	2	y
	35	40	n	n	y	y	1	1	3	3	3	3	3	3	y
	35	15	n	n	n	y	1	1	3	3	2	1	1	1	y
	8		n	n	y	y	1	1	3	3	4	4	2	1	y
	8	29	n	n	n	y	1	3	4	4	2	2	4	1	y
	15	12	n	n	n	n			3	3	3	3	1	1	n
	4	80	n	n	y	y	3	2	3	3	3	3	4	4	y
	2	15	n	n	n	y	1	1	2	2	2	2	3	1	y

Tabulation of Environmental Awareness Profile

Bus.	Emp.	Yrs.	1.	2.	3.	4.	5.	6.	7A.	7B.	7C.	7D.	7E.	7F.	8.
	3	24	n	n	n	n	3		3	1	1	1	4	3	y
	19	37	n	n	n	y	1	4	2	2	3	3	3	1	y
	30	23	n	n	n	y	1	2	3	3	3	1	4	1	y
	10	29	n	n	y	n	1	1	2	2	2	2	2	2	y
	25	58	n	n	y	y	2	1	3	3	3	4	4	3	y

